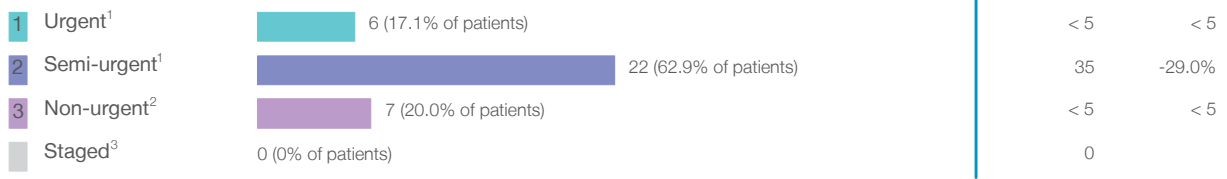


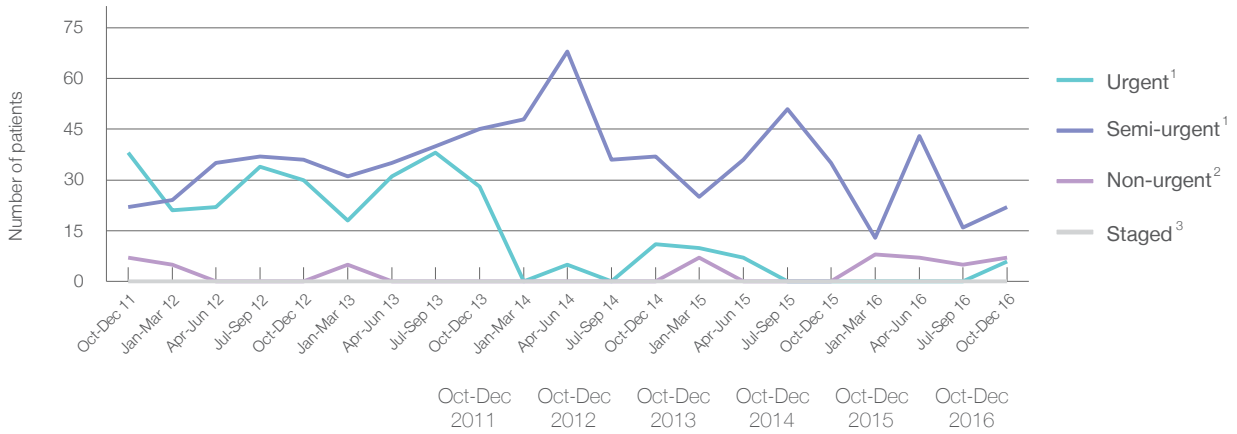
Narrabri District Hospital: Elective surgery performed

October to December 2016

Patients who received elective surgery by urgency category: 35 patients



Patients who received elective surgery by urgency category by quarter, October 2011 to December 2016



Urgency Category	Oct-Dec 2011	Oct-Dec 2012	Oct-Dec 2013	Oct-Dec 2014	Oct-Dec 2015	Oct-Dec 2016
All categories	67	66	73	48	35	35
Urgent ¹	38	30	28	11	< 5	6
Semi-urgent ¹	22	36	45	37	35	22
Non-urgent ²	7	< 5	< 5	< 5	< 5	7
Staged ³	0	0	0	0	0	0

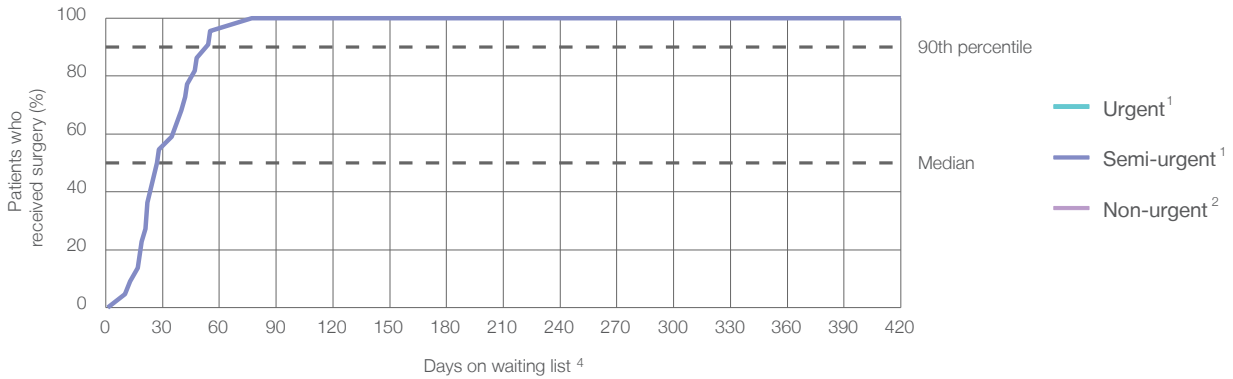
Narrabri District Hospital: Time waited to receive elective surgery

October to December 2016

Percentage of patients who received surgery within the clinically recommended timeframe

Urgency Category	Recommended Timeframe	Same period last year	Peer group (this period)
1 Urgent ¹	Recommended: 30 days	*	100%
2 Semi-urgent ¹	Recommended: 90 days	100%	99.3%
3 Non-urgent ²	Recommended: 365 days	*	99.5%

Percentage of patients who received elective surgery by waiting time (days)



Waiting time (days) for people who received surgery by urgency category

Urgency Category	Number of Patients	Peer group (this period)	This hospital (same period last year)	Peer group (same period last year)
1 Urgent ¹	6 patients			
Median time to receive surgery		11	*	11
90th percentile time to receive surgery		25	*	26
2 Semi-urgent ¹	22 patients			
Median time to receive surgery	28 days	42	53	35
90th percentile time to receive surgery		77	*	76
3 Non-urgent ²	7 patients			
Median time to receive surgery		167	*	202
90th percentile time to receive surgery		329	*	344

Narrabri District Hospital: Time waited to receive elective surgery

October to December 2016

Median ⁵ waiting time (days) for patients who received elective surgery by specialty of surgeon		Same period last year	Peer group (this period)
Cardiothoracic surgery	n/a (0 patients)	n/a	n/a
Ear, nose and throat surgery	n/a (0 patients)	n/a	89
General surgery	27 days (29 patients)	55	35
Gynaecology	n/a (0 patients)	n/a	39
Medical	n/a (0 patients)	n/a	23
Neurosurgery	n/a (0 patients)	n/a	n/a
Ophthalmology	n/a (0 patients)	n/a	182
Orthopaedic surgery	* (5 patients)	*	88
Plastic surgery	n/a (0 patients)	n/a	n/a
Urology	* (< 5 patients)	n/a	32
Vascular surgery	n/a (0 patients)	n/a	185

Median ⁵ waiting time (days) for patients who received elective surgery by common procedures ⁷		Same period last year	Peer group (this period)
Abdominal hysterectomy	n/a (0 patients)	n/a	53
Cataract extraction	n/a (0 patients)	n/a	195
Cholecystectomy	n/a (0 patients)	*	48
Coronary artery bypass graft	n/a (0 patients)	n/a	n/a
Cystoscopy	n/a (0 patients)	n/a	22
Haemorrhoidectomy	n/a (0 patients)	*	48
Hysteroscopy	n/a (0 patients)	n/a	28
Inguinal herniorrhaphy	* (< 5 patients)	*	61
Myringoplasty / Tympanoplasty	n/a (0 patients)	n/a	*
Myringotomy	n/a (0 patients)	n/a	*
Other - General	n/a (0 patients)	n/a	30
Prostatectomy	n/a (0 patients)	n/a	70
Septoplasty	n/a (0 patients)	n/a	*
Tonsillectomy	n/a (0 patients)	n/a	195
Total hip replacement	n/a (0 patients)	n/a	n/a
Total knee replacement	n/a (0 patients)	n/a	n/a
Varicose veins stripping and ligation	n/a (0 patients)	n/a	185

Narrabri District Hospital: Elective surgery waiting list

October to December 2016

Patients ready for surgery on waiting list at start of quarter: 23 patients

Patients ready for surgery on waiting list at end of quarter: 15 patients

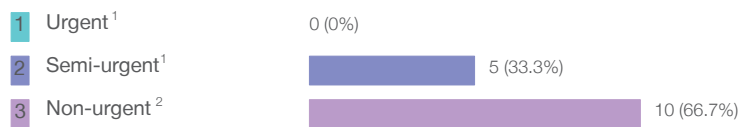
Patients not ready for surgery⁸ on waiting list at end of quarter: 10 patients

	Same period last year	Change since one year ago
Patients ready for surgery on waiting list at start of quarter	28	-17.9%
Patients ready for surgery on waiting list at end of quarter	19	-21.1%
Patients not ready for surgery ⁸ on waiting list at end of quarter	6	66.7%

Narrabri District Hospital: Patients ready for elective surgery

as at 31st December 2016

Patients ready for surgery on waiting list by urgency category: 15 patients



	Same period last year	Change since one year ago
Urgent ¹	0	
Semi-urgent ¹	< 5	*
Non-urgent ²	19	-37.5%

Narrabri District Hospital: Patients ready for elective surgery

as at 31st December 2016

Patients ready for elective surgery by specialty of surgeon: 15 patients

	As at 31 Dec 2016	Same time last year	Change since one year ago
All specialties	15	19	-21.1%
Cardiothoracic surgery	0	0	n/a
Ear, nose and throat surgery	0	0	n/a
General surgery	12	12	0.0%
Gynaecology	0	0	n/a
Medical	0	0	n/a
Neurosurgery	0	0	n/a
Ophthalmology	0	0	n/a
Orthopaedic surgery	< 5	7	*
Plastic surgery	0	0	n/a
Urology	0	0	n/a
Vascular surgery	0	0	n/a

Patients ready for elective surgery for common procedures⁷

	As at 31 Dec 2016	Same time last year	Change since one year ago
Abdominal hysterectomy	0	< 5	n/a
Cataract extraction	0	< 5	n/a
Cholecystectomy	< 5	< 5	*
Coronary artery bypass graft	0	< 5	n/a
Cystoscopy	0	< 5	n/a
Haemorrhoidectomy	0	< 5	n/a
Hysteroscopy	0	< 5	n/a
Inguinal herniorrhaphy	< 5	< 5	*
Myringoplasty / Tympanoplasty	0	< 5	n/a
Myringotomy	0	< 5	n/a
Other - General	0	< 5	n/a
Prostatectomy	0	< 5	n/a
Septoplasty	0	< 5	n/a
Tonsillectomy	0	< 5	n/a
Total hip replacement	0	< 5	n/a
Total knee replacement	0	< 5	n/a
Varicose veins stripping and ligation	< 5	< 5	n/a

Narrabri District Hospital: Patients ready for elective surgery

as at 31st December 2016

Patients ready for elective surgery, on the waiting list for longer than 12 months

	As at 31 Dec 2016	Same time last year
All specialties	0	0

* Suppressed due to small numbers and to protect privacy. Relevant graphs are also suppressed.

< 5 Less than five patients. For measures by urgency category, counts are included in an adjacent category. Relevant graphs are also suppressed.

1. Excluding staged procedures.
2. Excluding staged procedures and cystoscopy.
3. Including non-urgent cystoscopy.
4. Excludes the total number of days the patient was coded as 'not ready for surgery'.
5. This is the number of days it took for half of patients who received elective surgery during the period to be admitted and receive their surgery. The other half took equal to or longer than the median to be admitted for surgery.
6. This is the number of days it took for 90% of patients who received elective surgery during the period to be admitted and receive their surgery. The final 10% of patients took equal to or longer than the 90th percentile.
7. The procedures included in this list are procedures which are high volume; some may be associated with long waiting periods. For a description of these procedures see *Elective Surgery Glossary of Common Procedures, December 2012*.
8. Includes staged procedures, non-urgent cystoscopy, and patients currently not available for personal reasons.

For more information: For details of methods, see the *Technical Supplement: Elective surgery measures, July to September 2016*.

Note: All percentages rounded to whole numbers and therefore percentages may not add to 100%.

Source: Waiting List Collection On-Line System, NSW Health (extracted 20 January 2017.).