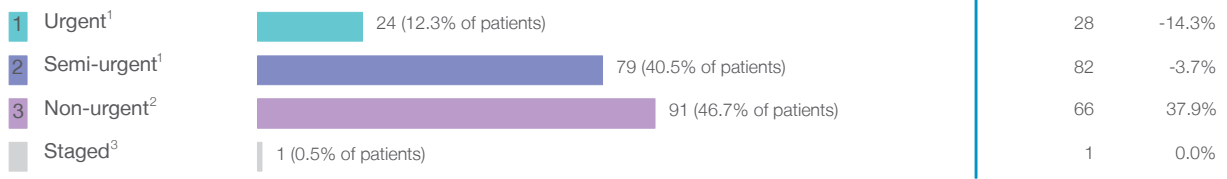
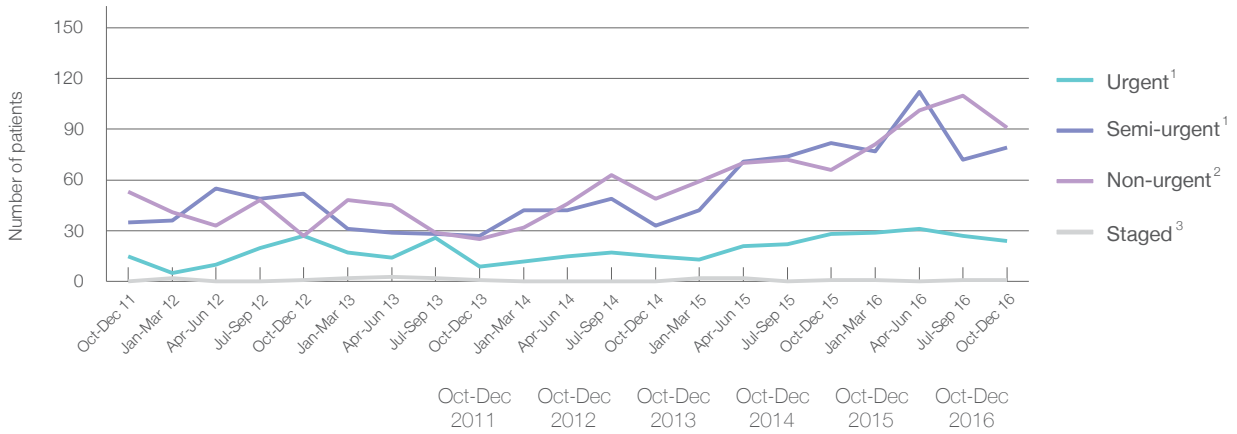


Blue Mountains District Anzac Memorial Hospital: Elective surgery performed October to December 2016

Patients who received elective surgery by urgency category: 195 patients




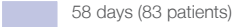
Patients who received elective surgery by urgency category by quarter, October 2011 to December 2016




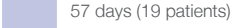



Urgency Category	Oct-Dec 2011	Oct-Dec 2012	Oct-Dec 2013	Oct-Dec 2014	Oct-Dec 2015	Oct-Dec 2016
All categories	103	107	62	97	177	195
Urgent ¹	15	27	9	15	28	24
Semi-urgent ¹	35	52	27	33	82	79
Non-urgent ²	53	27	25	49	66	91
Staged ³	0	1	1	0	1	1

Blue Mountains District Anzac Memorial Hospital: Time waited to receive elective surgery

October to December 2016

Median ⁵ waiting time (days) for patients who received elective surgery by specialty of surgeon		Same period last year	Peer group (this period)
Cardiothoracic surgery	n/a (0 patients)	n/a	n/a
Ear, nose and throat surgery	n/a (0 patients)	n/a	89
General surgery	 26 days (105 patients)	5	35
Gynaecology	 58 days (83 patients)	54	39
Medical	* (5 patients)	*	23
Neurosurgery	n/a (0 patients)	n/a	n/a
Ophthalmology	n/a (0 patients)	n/a	182
Orthopaedic surgery	n/a (0 patients)	n/a	88
Plastic surgery	n/a (0 patients)	n/a	n/a
Urology	n/a (0 patients)	n/a	32
Vascular surgery	* (< 5 patients)	n/a	185

Median ⁵ waiting time (days) for patients who received elective surgery by common procedures ⁷		Same period last year	Peer group (this period)
Abdominal hysterectomy	 70 days (15 patients)	300	53
Cataract extraction	n/a (0 patients)	n/a	195
Cholecystectomy	 33 days (30 patients)	6	48
Coronary artery bypass graft	n/a (0 patients)	n/a	n/a
Cystoscopy	n/a (0 patients)	*	22
Haemorrhoidectomy	* (< 5 patients)	*	48
Hysteroscopy	 31 days (26 patients)	74	28
Inguinal herniorrhaphy	 57 days (19 patients)	6	61
Myringoplasty / Tympanoplasty	n/a (0 patients)	n/a	*
Myringotomy	n/a (0 patients)	n/a	*
Other - General	 12 days (17 patients)	5	30
Prostatectomy	n/a (0 patients)	n/a	70
Septoplasty	n/a (0 patients)	n/a	*
Tonsillectomy	n/a (0 patients)	n/a	195
Total hip replacement	n/a (0 patients)	n/a	n/a
Total knee replacement	n/a (0 patients)	n/a	n/a
Varicose veins stripping and ligation	* (< 5 patients)	n/a	185

Blue Mountains District Anzac Memorial Hospital: Elective surgery waiting list

October to December 2016

	Same period last year	Change since one year ago
Patients ready for surgery on waiting list at start of quarter: 134 patients	78	71.8%
Patients ready for surgery on waiting list at end of quarter: 103 patients	144	-28.5%
Patients not ready for surgery ⁸ on waiting list at end of quarter: 24 patients	15	60.0%

Blue Mountains District Anzac Memorial Hospital: Patients ready for elective surgery

as at 31st December 2016

Patients ready for surgery on waiting list by urgency category: 103 patients

	Same period last year	Change since one year ago
1 Urgent ¹ 0 (0%)	5	-100.0%
2 Semi-urgent ¹ 24 (23.3%)	37	-35.1%
3 Non-urgent ² 79 (76.7%)	102	-22.5%

Blue Mountains District Anzac Memorial Hospital: Patients ready for elective surgery

as at 31st December 2016

Patients ready for elective surgery by specialty of surgeon: 103 patients

	As at 31 Dec 2016	Same time last year	Change since one year ago
All specialties	103	144	-28.5%
Cardiothoracic surgery	0	0	n/a
Ear, nose and throat surgery	0	0	n/a
General surgery	52	93	-44.1%
Gynaecology	47	49	-4.1%
Medical	< 5	< 5	*
Neurosurgery	0	0	n/a
Ophthalmology	0	0	n/a
Orthopaedic surgery	0	0	n/a
Plastic surgery	0	0	n/a
Urology	0	0	n/a
Vascular surgery	< 5	0	n/a

Patients ready for elective surgery for common procedures⁷

	As at 31 Dec 2016	Same time last year	Change since one year ago
Abdominal hysterectomy	5	10	-50.0%
Cataract extraction	0	< 5	n/a
Cholecystectomy	14	39	-64.1%
Coronary artery bypass graft	0	< 5	n/a
Cystoscopy	0	< 5	n/a
Haemorrhoidectomy	0	< 5	n/a
Hysteroscopy	8	12	-33.3%
Inguinal herniorrhaphy	17	18	-5.6%
Myringoplasty / Tympanoplasty	0	< 5	n/a
Myringotomy	0	< 5	n/a
Other - General	8	11	-27.3%
Prostatectomy	0	< 5	n/a
Septoplasty	0	< 5	n/a
Tonsillectomy	0	< 5	n/a
Total hip replacement	0	< 5	n/a
Total knee replacement	0	< 5	n/a
Varicose veins stripping and ligation	< 5	< 5	n/a

Blue Mountains District Anzac Memorial Hospital: Patients ready for elective surgery as at 31st December 2016

Patients ready for elective surgery, on the waiting list for longer than 12 months

	As at 31 Dec 2016	Same time last year
All specialties	0	< 5

* Suppressed due to small numbers and to protect privacy. Relevant graphs are also suppressed.

< 5 Less than five patients. For measures by urgency category, counts are included in an adjacent category. Relevant graphs are also suppressed.

1. Excluding staged procedures.
2. Excluding staged procedures and cystoscopy.
3. Including non-urgent cystoscopy.
4. Excludes the total number of days the patient was coded as 'not ready for surgery'.
5. This is the number of days it took for half of patients who received elective surgery during the period to be admitted and receive their surgery. The other half took equal to or longer than the median to be admitted for surgery.
6. This is the number of days it took for 90% of patients who received elective surgery during the period to be admitted and receive their surgery. The final 10% of patients took equal to or longer than the 90th percentile.
7. The procedures included in this list are procedures which are high volume; some may be associated with long waiting periods. For a description of these procedures see *Elective Surgery Glossary of Common Procedures, December 2012*.
8. Includes staged procedures, non-urgent cystoscopy, and patients currently not available for personal reasons.

For more information: For details of methods, see the *Technical Supplement: Elective surgery measures, July to September 2016*.

Note: All percentages rounded to whole numbers and therefore percentages may not add to 100%.

Source: Waiting List Collection On-Line System, NSW Health (extracted 20 January 2017.).