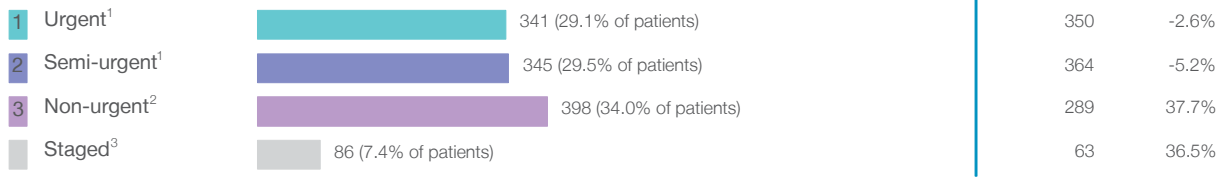


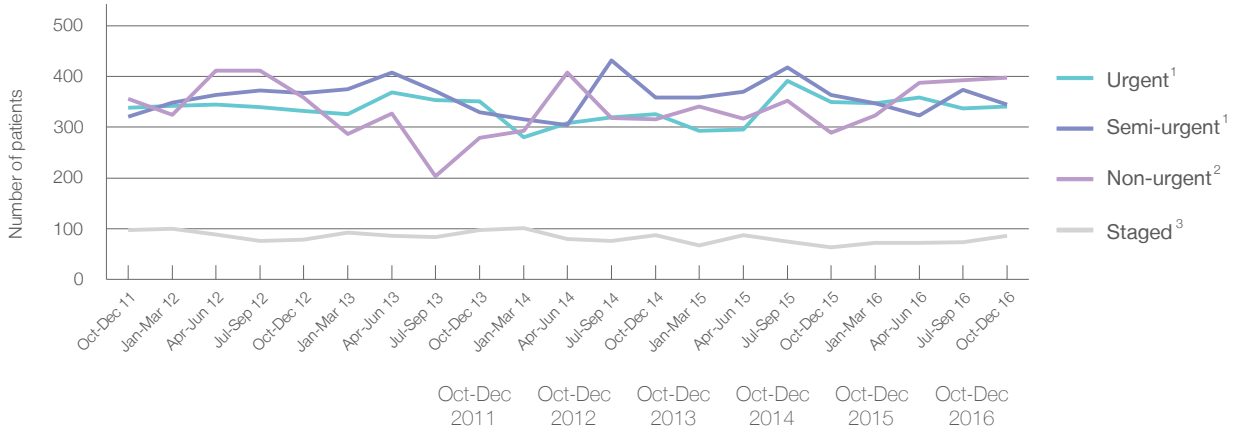
Lismore Base Hospital: Elective surgery performed

October to December 2016

Patients who received elective surgery by urgency category: 1,170 patients



Patients who received elective surgery by urgency category by quarter, October 2011 to December 2016



	Oct-Dec 2011	Oct-Dec 2012	Oct-Dec 2013	Oct-Dec 2014	Oct-Dec 2015	Oct-Dec 2016
All categories	1,113	1,137	1,057	1,087	1,066	1,170
Urgent ¹	338	332	351	326	350	341
Semi-urgent ¹	321	367	330	358	364	345
Non-urgent ²	356	359	279	315	289	398
Staged ³	98	79	97	88	63	86

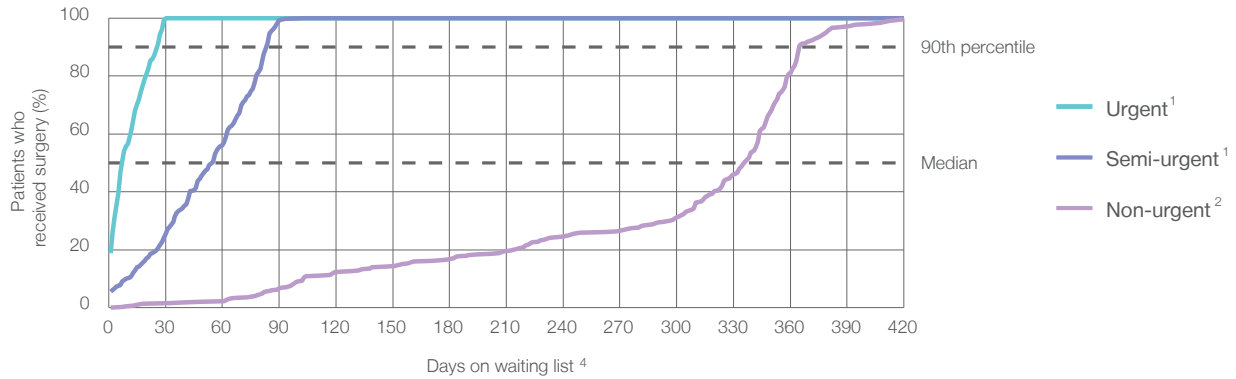
Lismore Base Hospital: Time waited to receive elective surgery

October to December 2016

Percentage of patients who received surgery within the clinically recommended timeframe

	Recommended:	Percentage	Same period last year	Peer group (this period)
1 Urgent ¹	30 days	100%	100%	99.8%
2 Semi-urgent ¹	90 days	99.4%	89.6%	98.7%
3 Non-urgent ²	365 days	90.5%	90.0%	95.3%

Percentage of patients who received elective surgery by waiting time (days)



Waiting time (days) for people who received surgery by urgency category

	Peer group (this period)	This hospital (same period last year)	Peer group (same period last year)
1 Urgent: ¹ 341 patients			
Median time to receive surgery	7 days	13	10
90th percentile time to receive surgery	26 days	27	26
2 Semi-urgent: ¹ 345 patients			
Median time to receive surgery	55 days	47	50
90th percentile time to receive surgery	84 days	83	91
3 Non-urgent: ² 398 patients			
Median time to receive surgery	336 days	257	304
90th percentile time to receive surgery	365 days	358	367

Lismore Base Hospital: Time waited to receive elective surgery

October to December 2016

Median⁵ waiting time (days) for patients who received elective surgery by specialty of surgeon

Specialty	Median ⁵ waiting time (days) (n patients)	Same period last year	Peer group (this period)
Cardiothoracic surgery	n/a (0 patients)	n/a	*
Ear, nose and throat surgery	57 days (42 patients)	43	226
General surgery	22 days (253 patients)	26	47
Gynaecology	27 days (130 patients)	31	42
Medical	* (< 5 patients)	n/a	18
Neurosurgery	n/a (0 patients)	n/a	n/a
Ophthalmology	328 days (295 patients)	231	262
Orthopaedic surgery	82 days (211 patients)	46	216
Plastic surgery	n/a (0 patients)	n/a	61
Urology	29 days (183 patients)	25	35
Vascular surgery	14 days (55 patients)	9	22

Median⁵ waiting time (days) for patients who received elective surgery by common procedures⁷

Procedure	Median ⁵ waiting time (days) (n patients)	Same period last year	Peer group (this period)
Abdominal hysterectomy	54 days (23 patients)	55	65
Cataract extraction	333 days (241 patients)	272	266
Cholecystectomy	46 days (19 patients)	23	56
Coronary artery bypass graft	n/a (0 patients)	n/a	n/a
Cystoscopy	24 days (95 patients)	22	30
Haemorrhoidectomy	* (5 patients)	*	56
Hysteroscopy	12 days (16 patients)	48	30
Inguinal herniorrhaphy	68 days (11 patients)	43	86
Myringoplasty / Tympanoplasty	* (< 5 patients)	*	274
Myringotomy	* (< 5 patients)	*	116
Other - General	24 days (12 patients)	12	28
Prostatectomy	63 days (30 patients)	62	58
Septoplasty	* (< 5 patients)	*	305
Tonsillectomy	79 days (16 patients)	161	262
Total hip replacement	254 days (32 patients)	265	241
Total knee replacement	348 days (59 patients)	337	303
Varicose veins stripping and ligation	97 days (18 patients)	*	141

Lismore Base Hospital: Elective surgery waiting list

October to December 2016

Patients ready for surgery on waiting list at start of quarter: 1,590 patients

Patients ready for surgery on waiting list at end of quarter: 1,555 patients

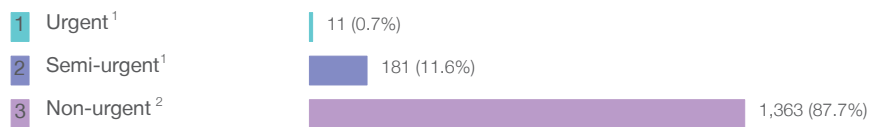
Patients not ready for surgery⁸ on waiting list at end of quarter: 334 patients

	Same period last year	Change since one year ago
Patients ready for surgery on waiting list at start of quarter	1,391	14.3%
Patients ready for surgery on waiting list at end of quarter	1,572	-1.1%
Patients not ready for surgery ⁸ on waiting list at end of quarter	325	2.8%

Lismore Base Hospital: Patients ready for elective surgery

as at 31st December 2016

Patients ready for surgery on waiting list by urgency category: 1,555 patients



	Same period last year	Change since one year ago
Urgent ¹	30	-63.3%
Semi-urgent ¹	247	-26.7%
Non-urgent ²	1,295	5.3%

Lismore Base Hospital: Patients ready for elective surgery

as at 31st December 2016

Patients ready for elective surgery by specialty of surgeon: 1,555 patients

	As at 31 Dec 2016	Same time last year	Change since one year ago
All specialties	1,555	1,572	-1.1%
Cardiothoracic surgery	0	0	n/a
Ear, nose and throat surgery	77	56	37.5%
General surgery	110	166	-33.7%
Gynaecology	82	94	-12.8%
Medical	0	< 5	*
Neurosurgery	0	0	n/a
Ophthalmology	818	710	15.2%
Orthopaedic surgery	382	434	-12.0%
Plastic surgery	0	0	n/a
Urology	62	78	-20.5%
Vascular surgery	24	32	-25.0%

Patients ready for elective surgery for common procedures⁷

	As at 31 Dec 2016	Same time last year	Change since one year ago
Abdominal hysterectomy	23	14	64.3%
Cataract extraction	743	621	19.6%
Cholecystectomy	16	24	-33.3%
Coronary artery bypass graft	0	< 5	n/a
Cystoscopy	11	26	-57.7%
Haemorrhoidectomy	10	10	0.0%
Hysteroscopy	8	17	-52.9%
Inguinal herniorrhaphy	16	18	-11.1%
Myringoplasty / Tympanoplasty	0	< 5	*
Myringotomy	< 5	< 5	*
Other - General	< 5	< 5	*
Prostatectomy	28	23	21.7%
Septoplasty	17	5	240.0%
Tonsillectomy	37	26	42.3%
Total hip replacement	81	96	-15.6%
Total knee replacement	223	207	7.7%
Varicose veins stripping and ligation	15	27	-44.4%

Lismore Base Hospital: Patients ready for elective surgery
as at 31st December 2016

Patients ready for elective surgery, on the waiting list for longer than 12 months

As at 31 Dec 2016 Same time last year

	As at 31 Dec 2016	Same time last year
All specialties	0	11

* Suppressed due to small numbers and to protect privacy. Relevant graphs are also suppressed.

< 5 Less than five patients. For measures by urgency category, counts are included in an adjacent category. Relevant graphs are also suppressed.

1. Excluding staged procedures.
2. Excluding staged procedures and cystoscopy.
3. Including non-urgent cystoscopy.
4. Excludes the total number of days the patient was coded as 'not ready for surgery'.
5. This is the number of days it took for half of patients who received elective surgery during the period to be admitted and receive their surgery. The other half took equal to or longer than the median to be admitted for surgery.
6. This is the number of days it took for 90% of patients who received elective surgery during the period to be admitted and receive their surgery. The final 10% of patients took equal to or longer than the 90th percentile.
7. The procedures included in this list are procedures which are high volume; some may be associated with long waiting periods. For a description of these procedures see *Elective Surgery Glossary of Common Procedures, December 2012*.
8. Includes staged procedures, non-urgent cystoscopy, and patients currently not available for personal reasons.

For more information: For details of methods, see the *Technical Supplement: Elective surgery measures, July to September 2016*.

Note: All percentages rounded to whole numbers and therefore percentages may not add to 100%.

Source: Waiting List Collection On-Line System, NSW Health (extracted 20 January 2017.).