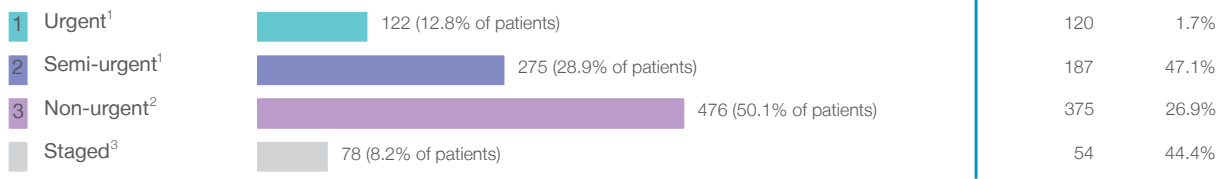


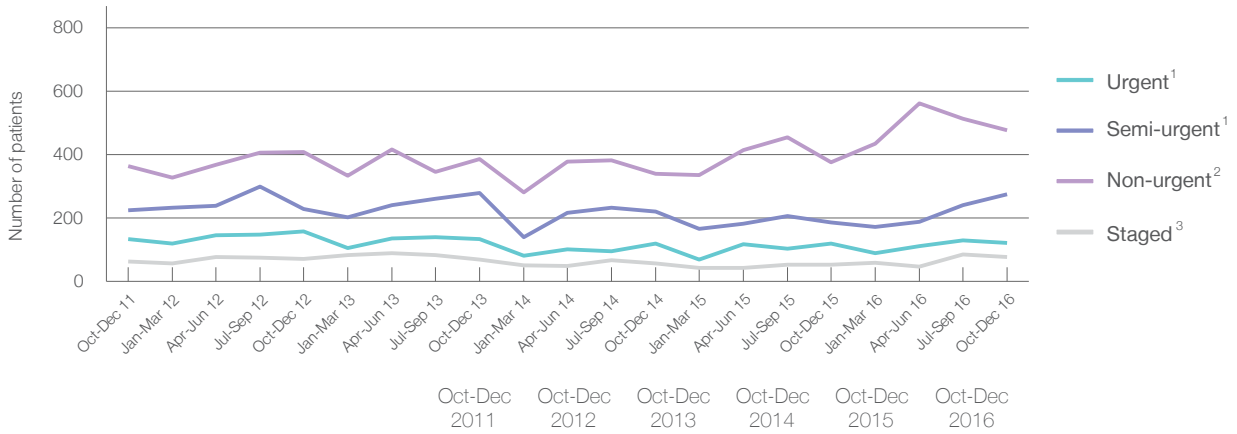
Dubbo Base Hospital: Elective surgery performed

October to December 2016

Patients who received elective surgery by urgency category: 951 patients



Patients who received elective surgery by urgency category by quarter, October 2011 to December 2016



Urgency Category	Oct-Dec 2011	Oct-Dec 2012	Oct-Dec 2013	Oct-Dec 2014	Oct-Dec 2015	Oct-Dec 2016
All categories	784	868	869	738	736	951
Urgent ¹	134	158	134	120	120	122
Semi-urgent ¹	224	229	280	221	187	275
Non-urgent ²	363	409	386	340	375	476
Staged ³	63	72	69	57	54	78

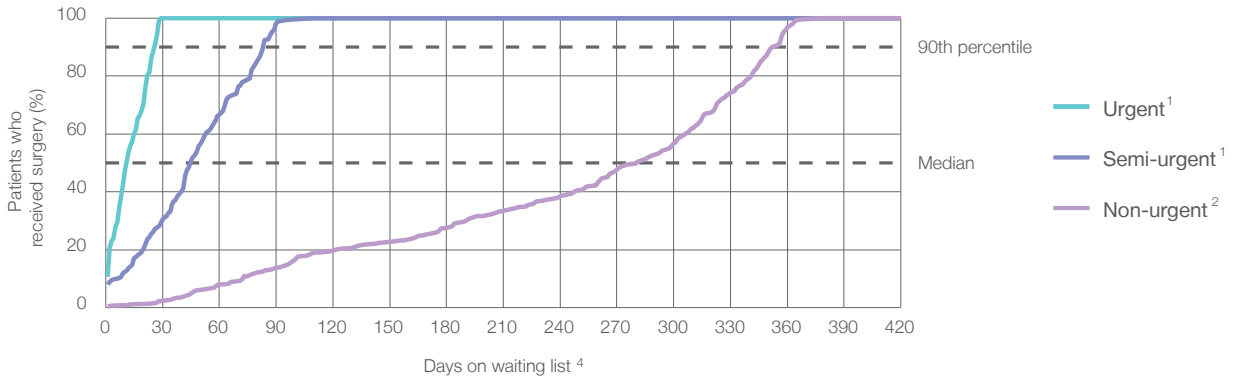
Dubbo Base Hospital: Time waited to receive elective surgery

October to December 2016

Percentage of patients who received surgery within the clinically recommended timeframe

Urgency Category	Recommended Timeframe	Percentage	Same period last year	Peer group (this period)
1 Urgent ¹	Recommended: 30 days	100%	100%	99.8%
2 Semi-urgent ¹	Recommended: 90 days	98.2%	98.4%	98.7%
3 Non-urgent ²	Recommended: 365 days	99.4%	97.1%	95.3%

Percentage of patients who received elective surgery by waiting time (days)



Waiting time (days) for people who received surgery by urgency category

Urgency Category	Number of Patients	Median time to receive surgery	90th percentile time to receive surgery	Peer group (this period)	This hospital (same period last year)	Peer group (same period last year)
1 Urgent ¹	122 patients	11 days	26 days	13	13	13
2 Semi-urgent ¹	275 patients	45 days	84 days	47	59	49
3 Non-urgent ²	476 patients	281 days	352 days	257	328	262

Dubbo Base Hospital: Time waited to receive elective surgery

October to December 2016

Median ⁵ waiting time (days) for patients who received elective surgery by specialty of surgeon		Same period last year	Peer group (this period)
Cardiothoracic surgery	n/a (0 patients)	n/a	*
Ear, nose and throat surgery	183 days (126 patients)	316	226
General surgery	47 days (241 patients)	69	47
Gynaecology	56 days (139 patients)	41	42
Medical	n/a (0 patients)	n/a	18
Neurosurgery	n/a (0 patients)	n/a	n/a
Ophthalmology	316 days (115 patients)	352	262
Orthopaedic surgery	278 days (167 patients)	315	216
Plastic surgery	n/a (0 patients)	n/a	61
Urology	44 days (159 patients)	27	35
Vascular surgery	* (< 5 patients)	n/a	22

Median ⁵ waiting time (days) for patients who received elective surgery by common procedures ⁷		Same period last year	Peer group (this period)
Abdominal hysterectomy	85 days (12 patients)	*	65
Cataract extraction	323 days (107 patients)	352	266
Cholecystectomy	81 days (35 patients)	89	56
Coronary artery bypass graft	n/a (0 patients)	n/a	n/a
Cystoscopy	38 days (49 patients)	26	30
Haemorrhoidectomy	15 days (13 patients)	78	56
Hysteroscopy	38 days (31 patients)	29	30
Inguinal herniorrhaphy	309 days (27 patients)	324	86
Myringoplasty / Tympanoplasty	* (8 patients)	*	274
Myringotomy	* (< 5 patients)	n/a	116
Other - General	47 days (23 patients)	43	28
Prostatectomy	84 days (16 patients)	67	58
Septoplasty	326 days (13 patients)	339	305
Tonsillectomy	192 days (54 patients)	315	262
Total hip replacement	311 days (23 patients)	344	241
Total knee replacement	305 days (31 patients)	347	303
Varicose veins stripping and ligation	* (< 5 patients)	*	141

Dubbo Base Hospital: Elective surgery waiting list

October to December 2016

Patients ready for surgery on waiting list at start of quarter: 1,568 patients

Patients ready for surgery on waiting list at end of quarter: 1,360 patients


Patients not ready for surgery⁸ on waiting list at end of quarter: 268 patients

	Same period last year	Change since one year ago
Patients ready for surgery on waiting list at start of quarter	1,681	-6.7%
Patients ready for surgery on waiting list at end of quarter	1,705	-20.2%
Patients not ready for surgery ⁸ on waiting list at end of quarter	218	22.9%

Dubbo Base Hospital: Patients ready for elective surgery

as at 31st December 2016

Patients ready for surgery on waiting list by urgency category: 1,360 patients



	Same period last year	Change since one year ago
Urgent ¹	8	*
Semi-urgent ¹	113	-23.9%
Non-urgent ²	1,584	-19.7%

Dubbo Base Hospital: Patients ready for elective surgery

as at 31st December 2016

Patients ready for elective surgery by specialty of surgeon: 1,360 patients

	As at 31 Dec 2016	Same time last year	Change since one year ago
All specialties	1,360	1,705	-20.2%
Cardiothoracic surgery	0	0	n/a
Ear, nose and throat surgery	291	355	-18.0%
General surgery	266	340	-21.8%
Gynaecology	102	113	-9.7%
Medical	0	0	n/a
Neurosurgery	0	0	n/a
Ophthalmology	324	391	-17.1%
Orthopaedic surgery	347	483	-28.2%
Plastic surgery	0	0	n/a
Urology	30	23	30.4%
Vascular surgery	0	0	n/a

Patients ready for elective surgery for common procedures ⁷

	As at 31 Dec 2016	Same time last year	Change since one year ago
Abdominal hysterectomy	6	14	-57.1%
Cataract extraction	313	380	-17.6%
Cholecystectomy	38	63	-39.7%
Coronary artery bypass graft	0	< 5	n/a
Cystoscopy	< 5	8	*
Haemorrhoidectomy	10	12	-16.7%
Hysteroscopy	23	30	-23.3%
Inguinal herniorrhaphy	40	58	-31.0%
Myringoplasty / Tympanoplasty	16	15	6.7%
Myringotomy	< 5	< 5	n/a
Other - General	15	23	-34.8%
Prostatectomy	6	< 5	*
Septoplasty	34	60	-43.3%
Tonsillectomy	141	118	19.5%
Total hip replacement	37	78	-52.6%
Total knee replacement	100	148	-32.4%
Varicose veins stripping and ligation	9	8	12.5%

Dubbo Base Hospital: Patients ready for elective surgery as at 31st December 2016

Patients ready for elective surgery, on the waiting list for longer than 12 months

As at 31 Dec 2016 Same time last year

All specialties	< 5	0
-----------------	-----	---

- * Suppressed due to small numbers and to protect privacy. Relevant graphs are also suppressed.
- < 5 Less than five patients. For measures by urgency category, counts are included in an adjacent category. Relevant graphs are also suppressed.
1. Excluding staged procedures.
 2. Excluding staged procedures and cystoscopy.
 3. Including non-urgent cystoscopy.
 4. Excludes the total number of days the patient was coded as 'not ready for surgery'.
 5. This is the number of days it took for half of patients who received elective surgery during the period to be admitted and receive their surgery. The other half took equal to or longer than the median to be admitted for surgery.
 6. This is the number of days it took for 90% of patients who received elective surgery during the period to be admitted and receive their surgery. The final 10% of patients took equal to or longer than the 90th percentile.
 7. The procedures included in this list are procedures which are high volume; some may be associated with long waiting periods. For a description of these procedures see *Elective Surgery Glossary of Common Procedures, December 2012*.
 8. Includes staged procedures, non-urgent cystoscopy, and patients currently not available for personal reasons.
- For more information: For details of methods, see the *Technical Supplement: Elective surgery measures, July to September 2016*.
- Note:** All percentages rounded to whole numbers and therefore percentages may not add to 100%.
- Source:** Waiting List Collection On-Line System, NSW Health (extracted 20 January 2017.).