

Commonwealth Fund International Health Policy Survey 2016

How does NSW compare?

45 50 55 60 65 70 75 80 85 90 95 100

About this chart pack

- The 2016 Commonwealth International Health Policy survey focused on experiences of adults aged 18 years and over regarding: health care costs; access to care; coordination; patient-centeredness of care, and chronic care management in 11 countries. The survey also contains a representative sample of NSW.
- This chart pack highlights selected results for NSW that were presented as part of *Healthcare in Focus 2016: How does NSW compare?*, as part of a broader look at healthcare performance in NSW.
- Supplementary data tables are available on BHI's website bhi.nsw.gov.au, providing full information on the survey and more detailed responses to the questions presented in this chart pack and in the *Healthcare in Focus* report.

Data source

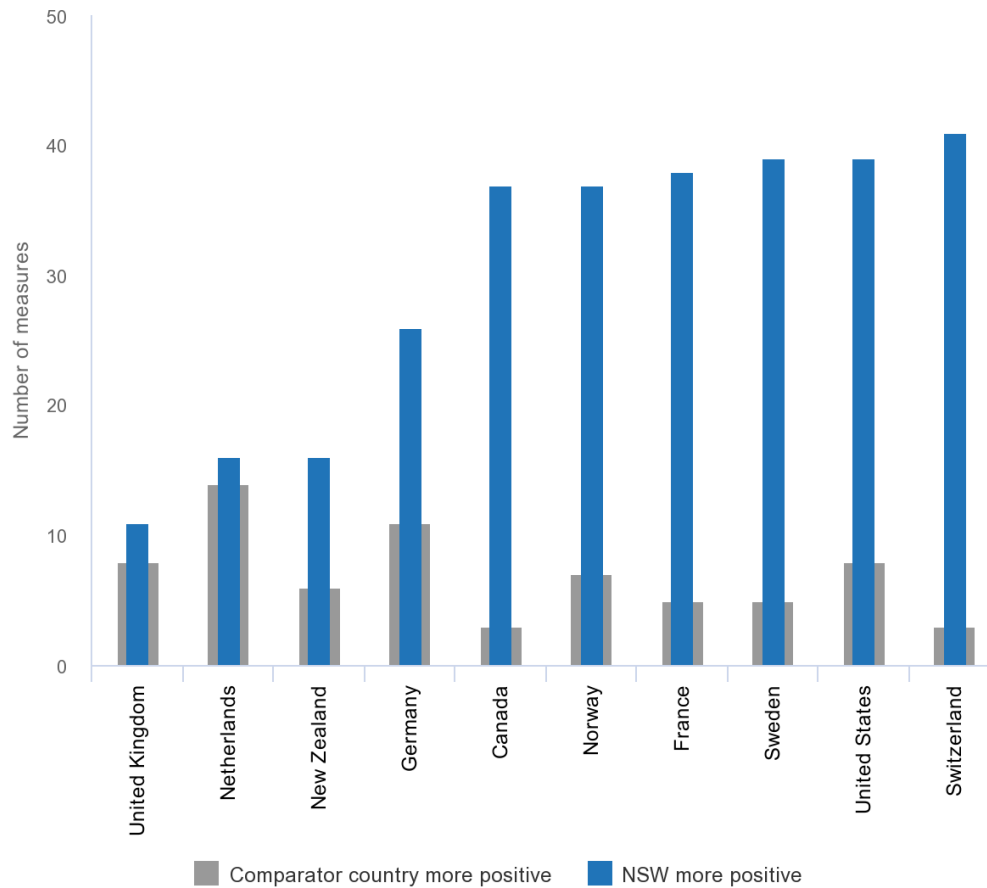


- The 2016 Commonwealth International Health Policy survey of adults was conducted by telephone between March and June 2016, and captured responses of 3,835 adults in NSW.
- The sample is selected and survey weights are used in producing all findings so that results are representative of the age, sex, education, and regional profile of NSW.

	Landline	Cell phone	Combined response rate	Number of respondents
Australia	23.7%	27.8%	25.4%	5,248
NSW	-	-	-	3,835
Canada	23.1%	16.9%	21.4%	4,547
France	24.5%	26.8%	25.2%	1,103
Germany	27.0%	26.6%	26.9%	1,000
Netherlands	32.4%	32.4%	32.4%	1,227
New Zealand	35.2%	23.4%	31.1%	1,000
Norway	10.6%	11.0%	10.9%	1,093
Sweden	17.6%	16.4%	16.9%	7,124
Switzerland	86% of respondents by web		46.9%	1,520
United Kingdom	26.1%	13.9%	21.9%	1,000
United States	19.4%	17.2%	18.1%	2,001

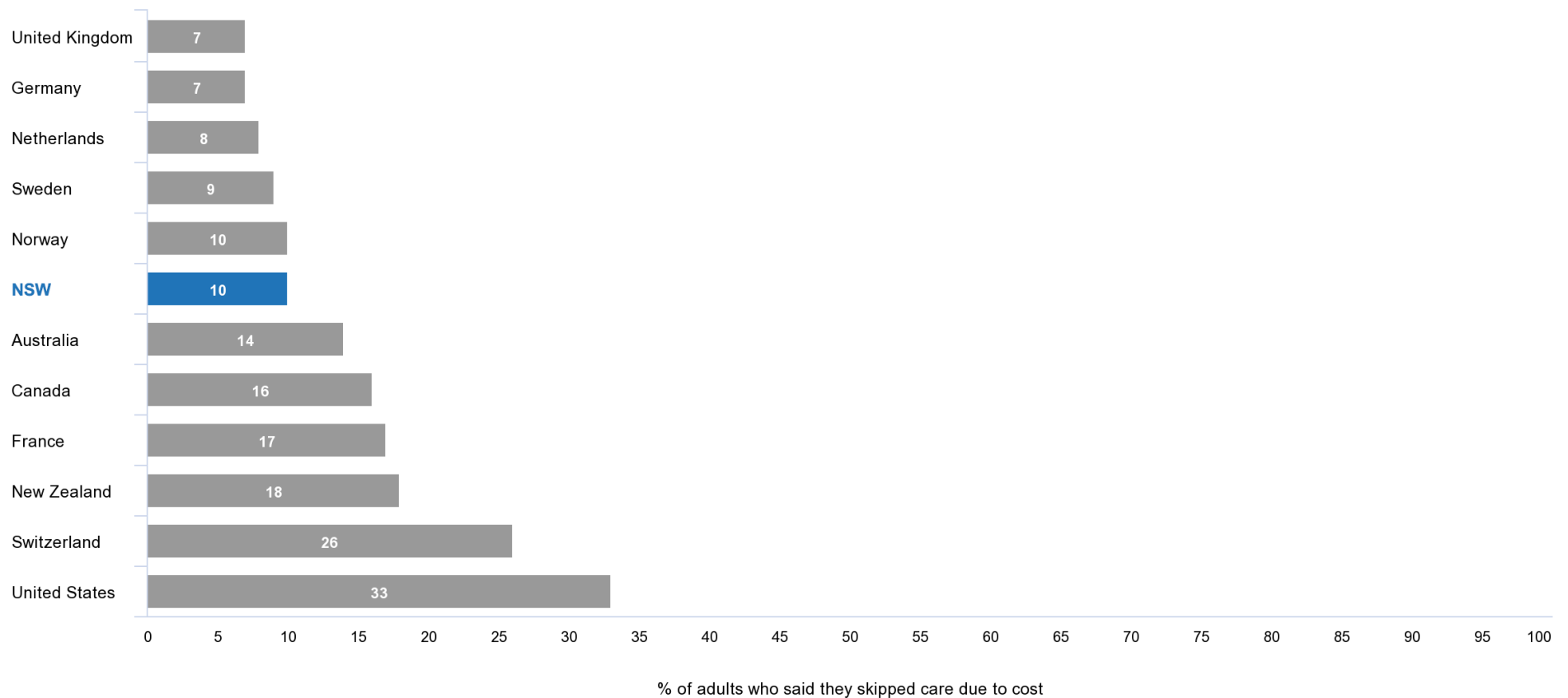
NSW healthcare compared to 10 countries across 56 survey questions

Number of times NSW result was more or less positive than comparator countries



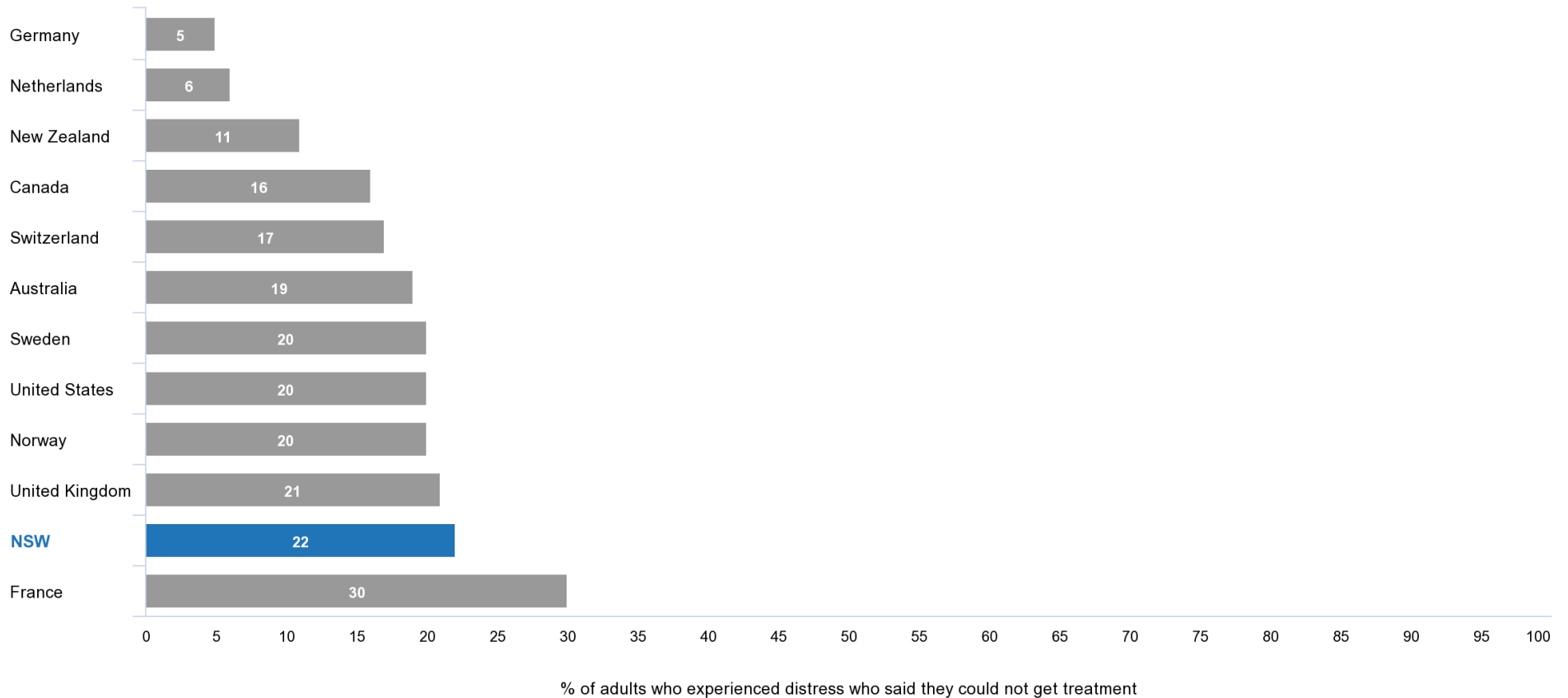
One in 10 NSW adults said they skipped care due to cost

During the past 12 months, was there a time when you skipped: a consultation, a test or follow up, or medication or doses, due to cost?



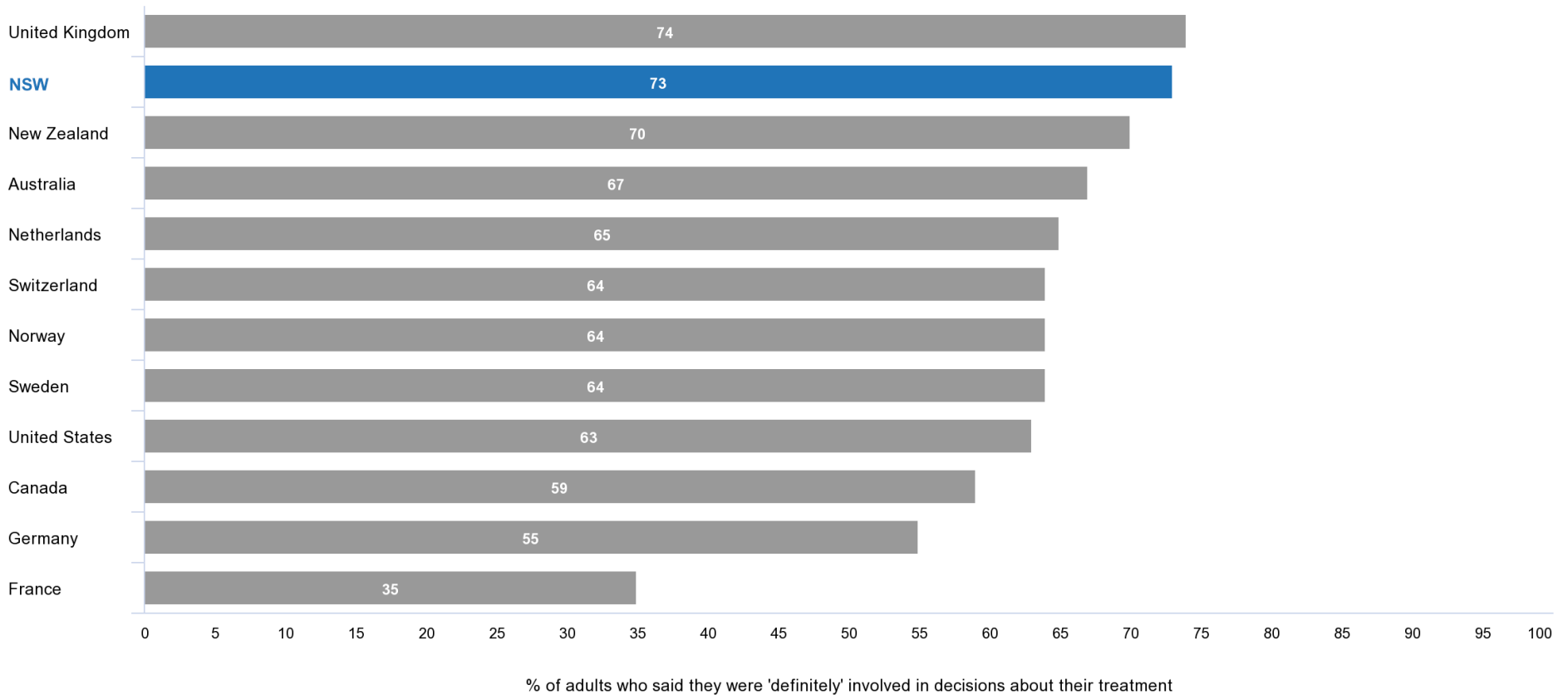
One in five NSW adults who experienced emotional distress could not get help

When you experienced emotional distress such as anxiety or great sadness which you found difficult to cope with by yourself, were you able to get help from a professional when you needed it? (% who said no)



Seven in 10 NSW patients were 'definitely' involved in decisions about their care

Thinking about the last time you were in the hospital, were you involved as much as you wanted in decisions about your care and treatment?



Most NSW patients experienced courteous and respectful care

During your hospital stay, how often did doctors treat you with courtesy and respect?

